


# INSTRUCTIONS

## Mini X-Banner




Includes:  
Graphic  
Mini X-Banner Frame



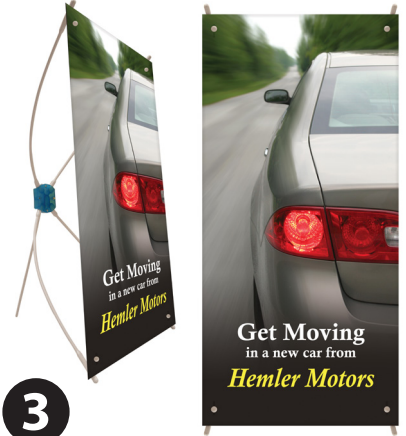
1

Stand the frame upright by extending the feet outward.



2

Using your graphic with openings, attach each of the four corners to the hooks on the X-Banner frame.



3

Ensure that the X-Banner frame is fully extended and taut in order to properly display your graphic.